



GUC

The Advanced ASIC Leader

5G

2026年第1季經營績效簡報

04/30/2026





/ Agenda

- ◆ 2026年第1季財務報告
- ◆ 營運績效



/ Safe Harbor Notice

- ◆ **GUC's statements of its current expectations are forward-looking statements subject to significant risks and uncertainties and actual results may differ materially from those contained in the forward-looking statements.**
- ◆ **Except as required by law, we undertake no obligation to update any forward-looking statement, whether as a result of new information, future events, or otherwise.**

2026年第1季結算數字



2026年第1季綜合損益表

單位: 新台幣佰萬元	2026年 第1季	與上季 比較	2025年 第4季	2025年 第1季	與去年同 期比較
營業收入淨額	11,448	-8%	12,400	7,024	63%
委託設計及智財元件	1,643	-22%	2,107	1,359	21%
晶圓產品	9,805	-5%	10,293	5,665	73%
營業毛利	3,113	32%	2,361	1,973	58%
%	27.2%		19.0%	28.1%	
推銷及管理費用	(276)	23%	(224)	(224)	23%
研究發展費用	(1,013)	15%	(880)	(800)	27%
預期信用減損利益(損失)	0		0	146	-100%
營業淨利	1,824	45%	1,257	1,095	67%
%	15.9%		10.1%	15.6%	
營業外收入及支出	101		99	48	
所得稅費用	(279)		(196)	(182)	
純益	1,646	42%	1,160	961	71%
%	14.4%		9.4%	13.7%	
每股盈餘(新台幣元)	12.28	42%	8.65	7.17	71%



綜合損益表

單位: 新台幣佰萬元

	2023年		2024年		2025年		2026年第一季		2025年第一季		與去年同期比較
	金額	%	金額	%	金額	%	金額	%	金額	%	
營業收入淨額	26,241	9% *	25,044	-5% *	34,141	36% *	11,448	63% *	7,024	23% *	63%
委託設計及智財元件	7,260	28%	8,883	35%	8,405	25%	1,643	14%	1,359	19%	21%
晶圓產品	18,981	72%	16,161	65%	25,736	75%	9,805	86%	5,665	81%	73%
營業毛利	7,976	30.4%	8,108	32.4%	8,454	24.8%	3,113	27.2%	1,973	28.1%	58%
推銷及管理費用	(891)	-3.4%	(1,082)	-4.3%	(774)	-2.3%	(276)	-2.4%	(78)	-1.1%	254%
研究發展費用	(3,116)	-11.9%	(3,223)	-12.9%	(3,330)	-9.8%	(1,013)	-8.9%	(800)	-11.4%	27%
營業淨利	3,969	15.1%	3,803	15.2%	4,350	12.7%	1,824	15.9%	1,095	15.6%	67%
營業外收入及支出	186	0.7%	260	1.0%	93	0.3%	101	0.9%	48	0.7%	110%
所得稅費用	(647)	-2.4%	(612)	-2.4%	(673)	-2.0%	(279)	-2.4%	(182)	-2.6%	53%
純益	3,508	13.4%	3,451	13.8%	3,770	11.0%	1,646	14.4%	961	13.7%	71%
每股盈餘(新台幣元)	26.18		25.75		28.13		12.28		7.17		71%

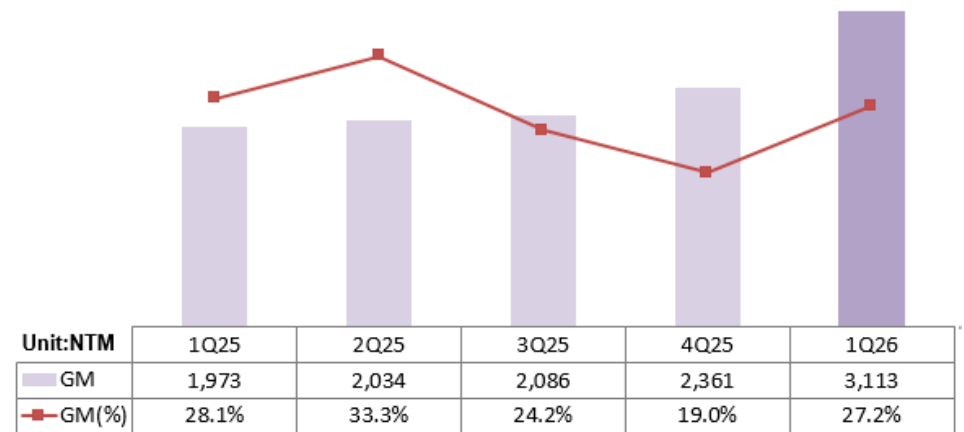
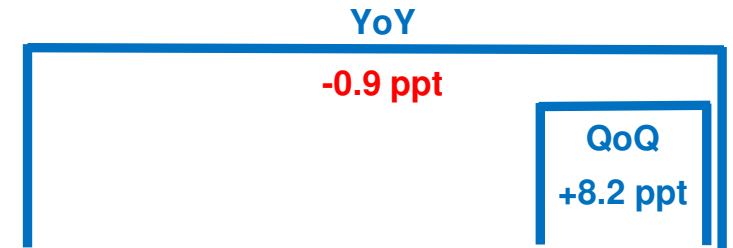
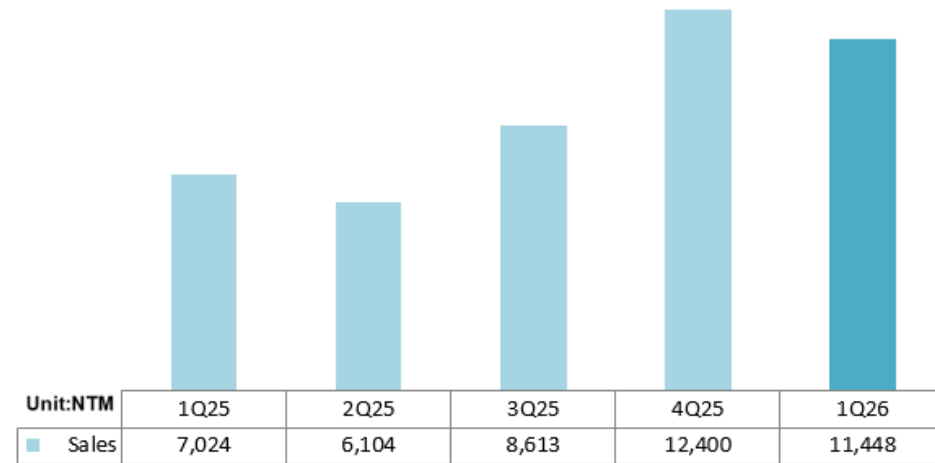
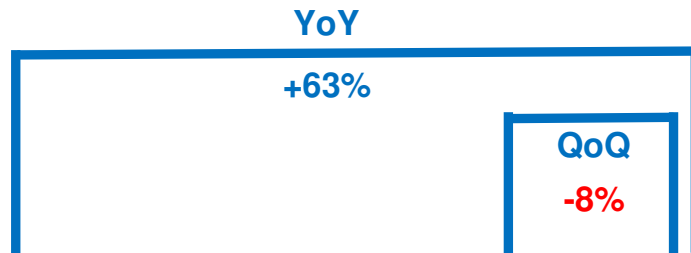
* 營收成長率



營運報告



2026年第1季營收與毛利



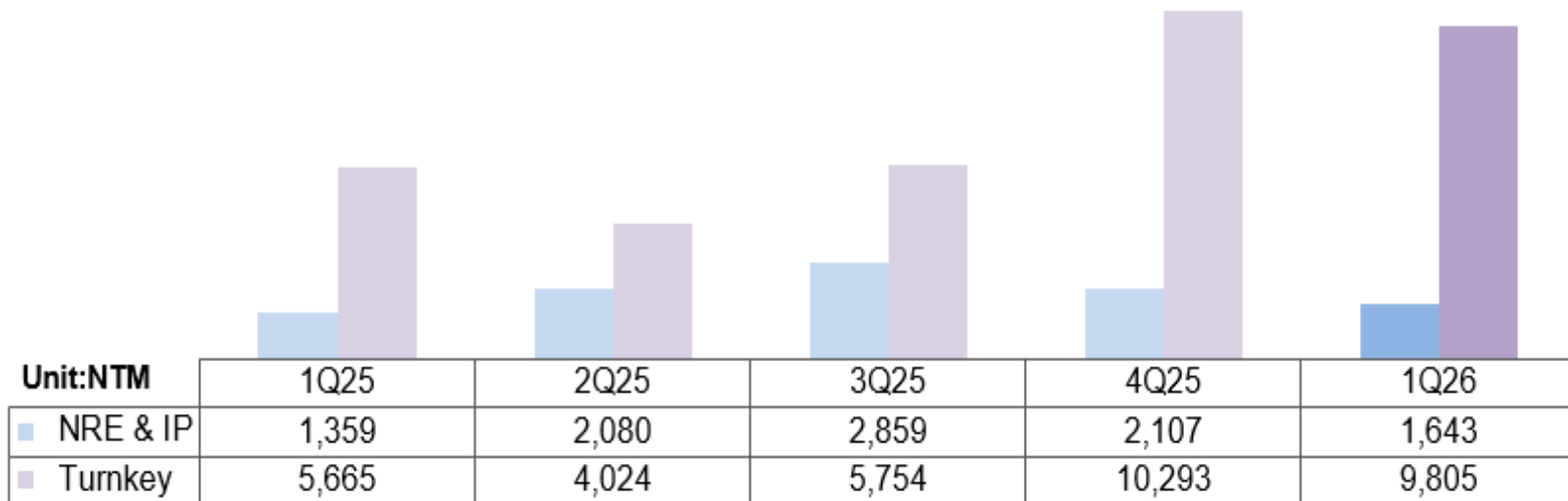


2026年第1季營收分類

YoY

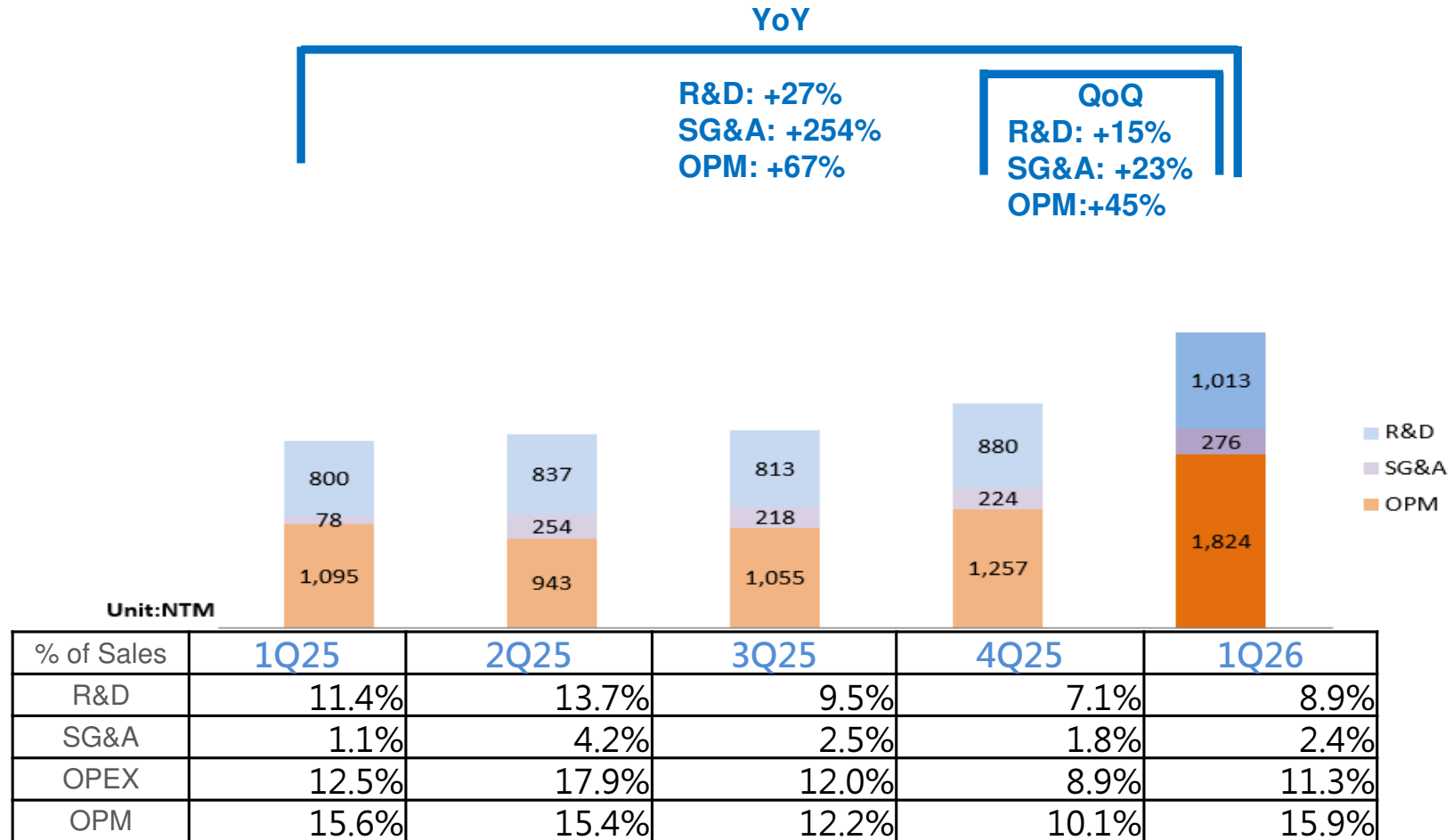
NRE & IP: +21%
Turnkey: +73%

QoQ
NRE & IP: -22%
Turnkey: -5%



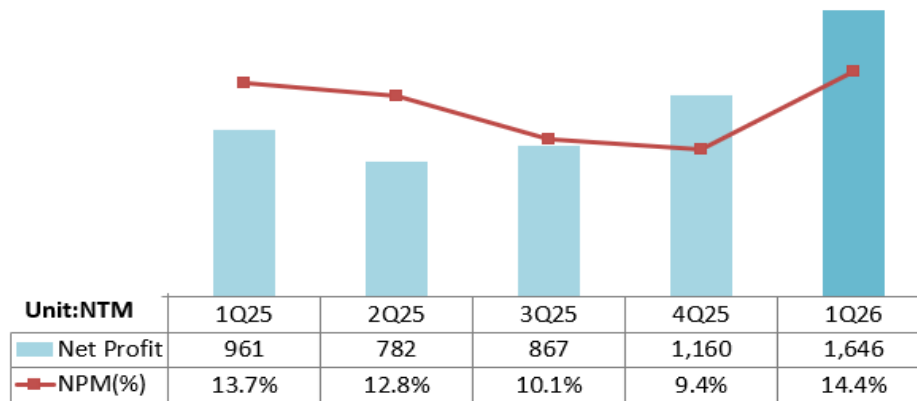
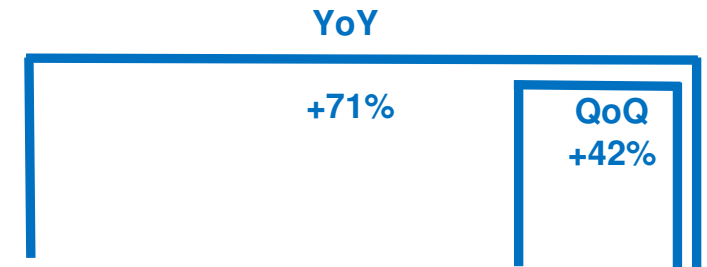
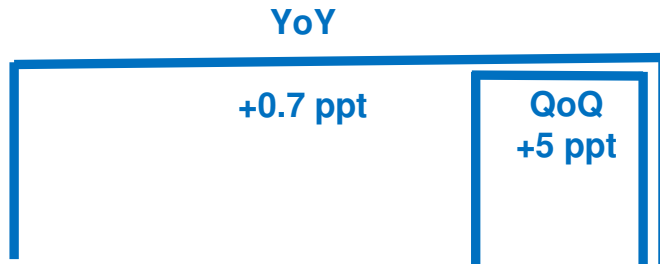


2026年第1季營業費用及淨利



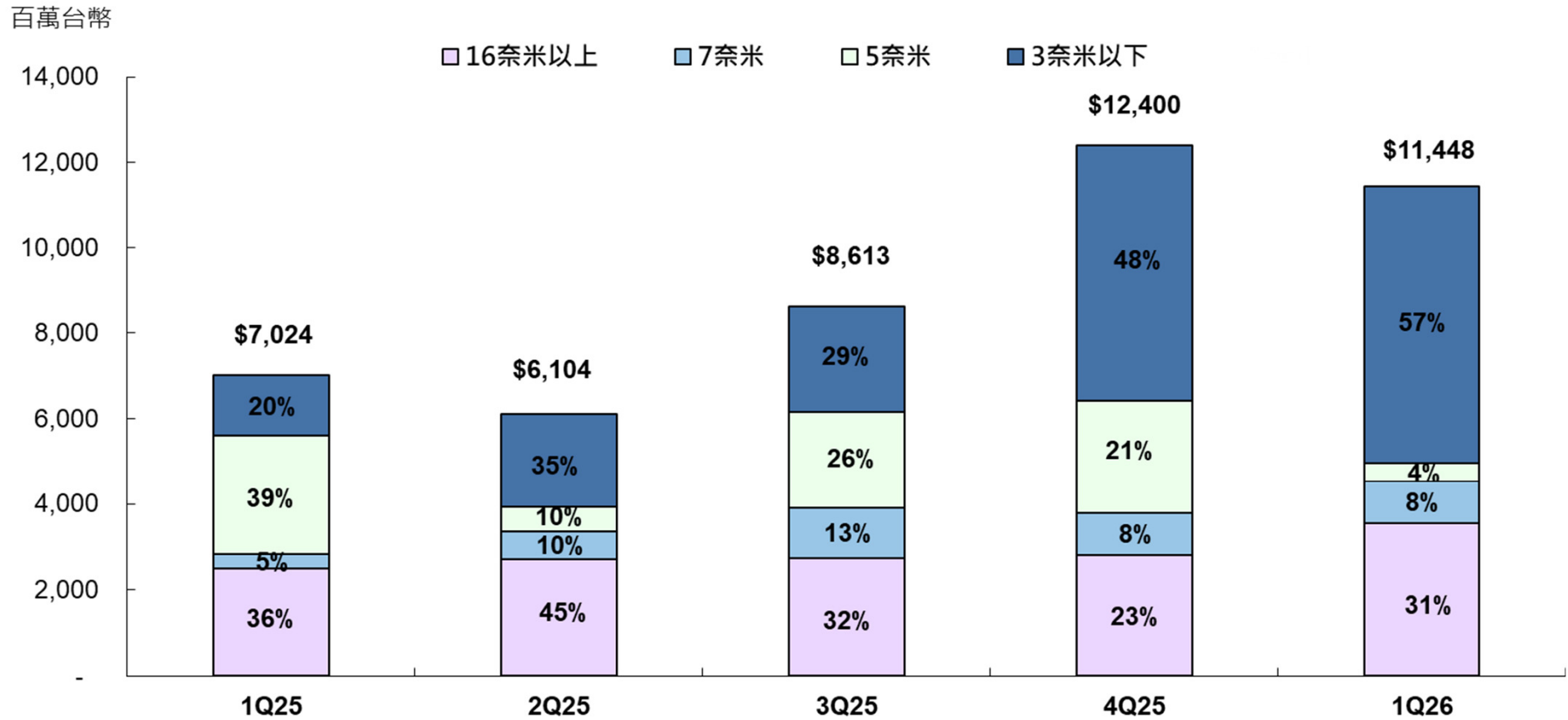


2026年第1季稅後淨利及每股盈餘



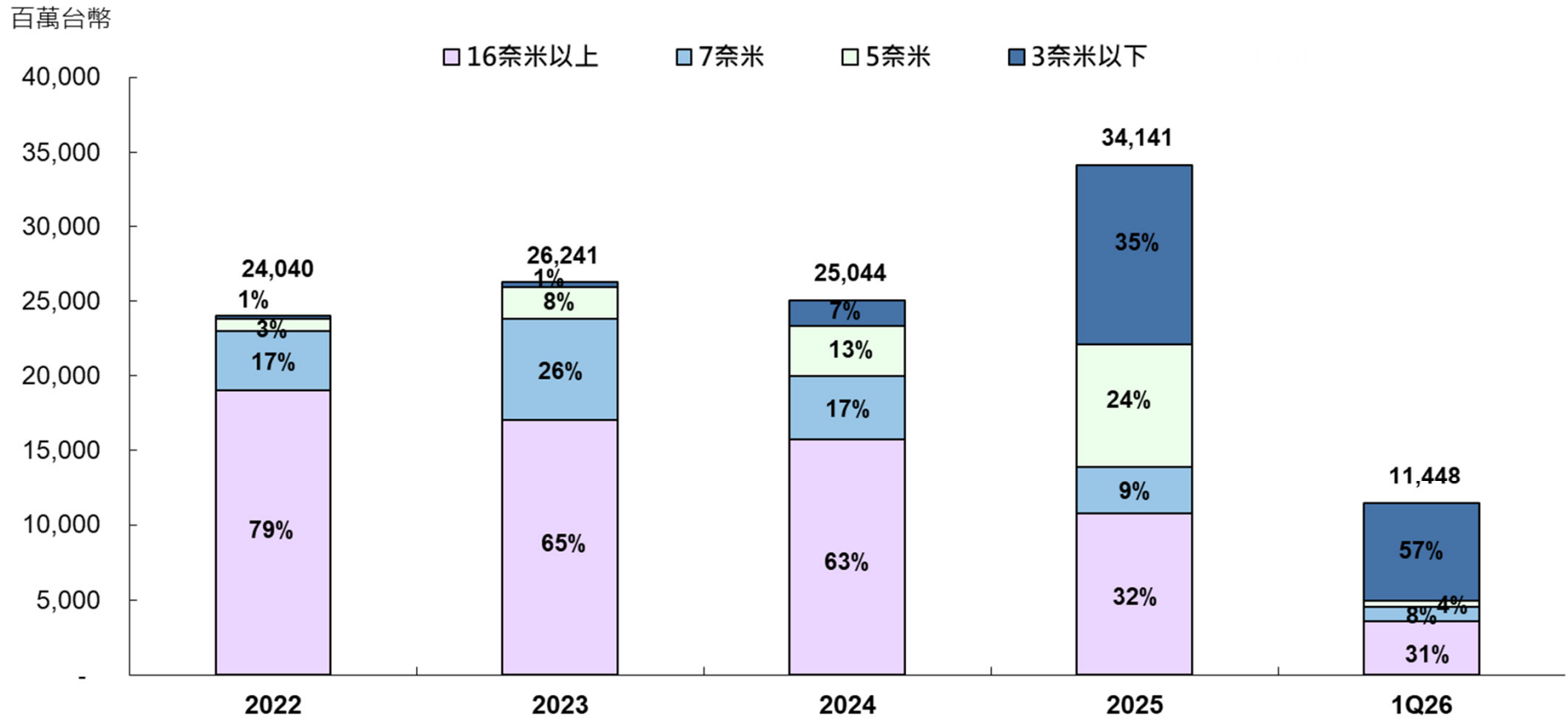


依製程別之季營收比重



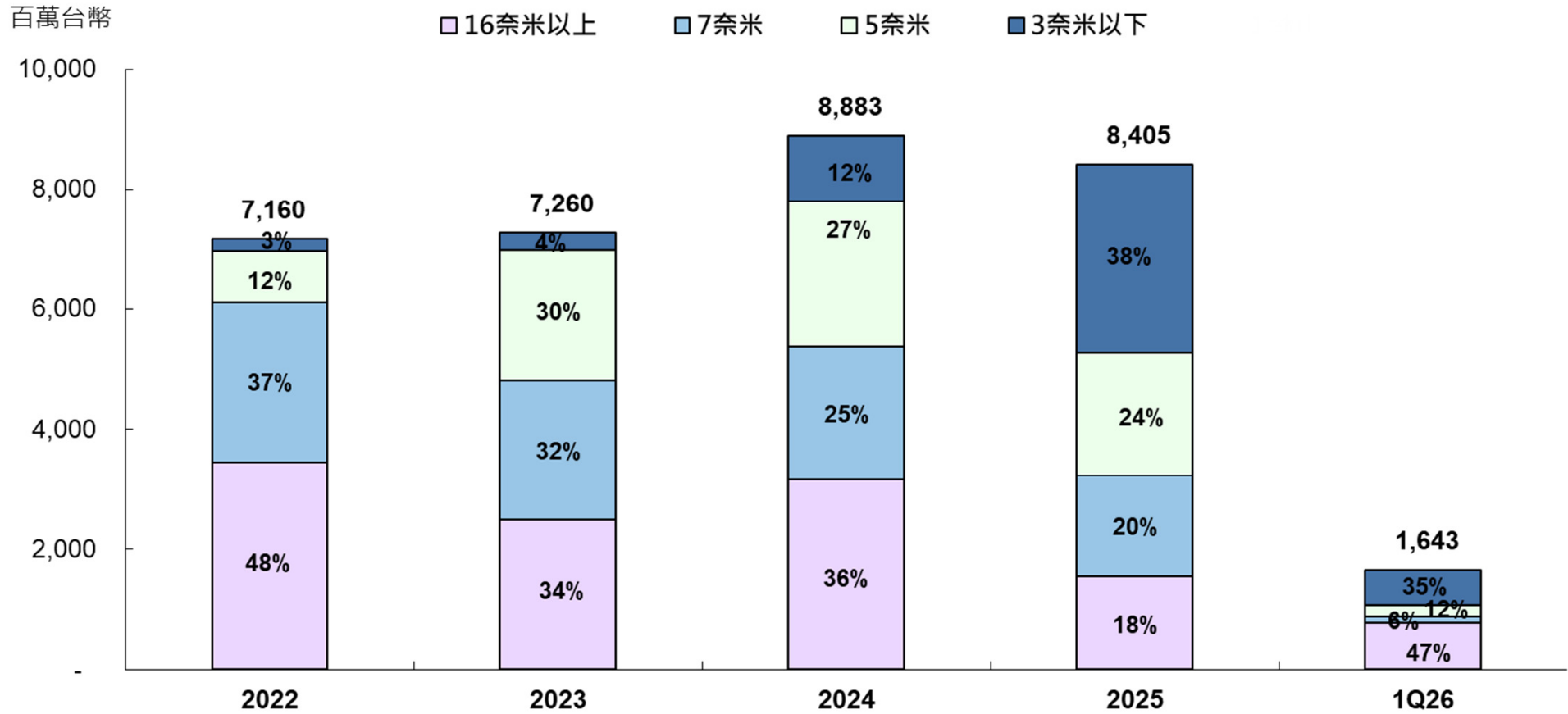


依製程別之年營收比重



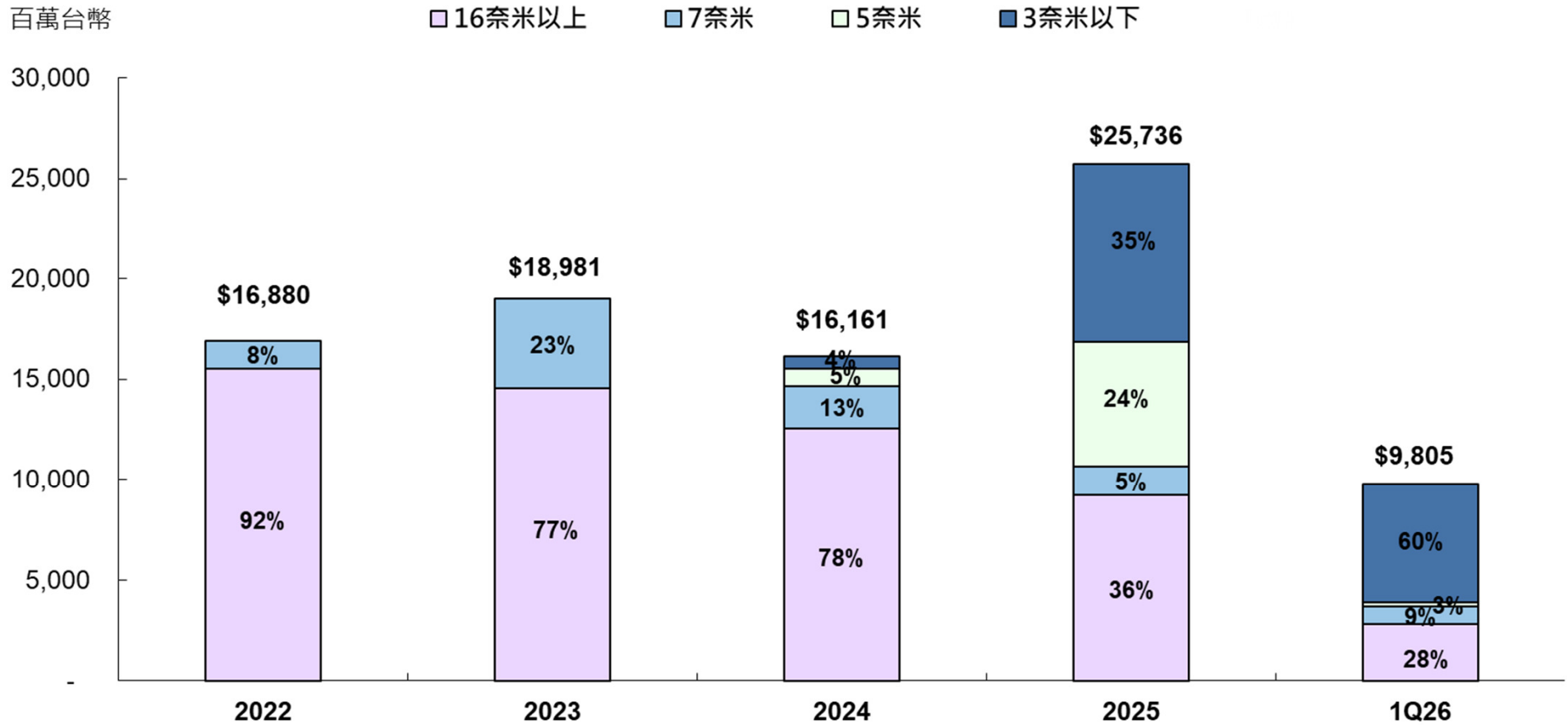


委託設計之年營收比重



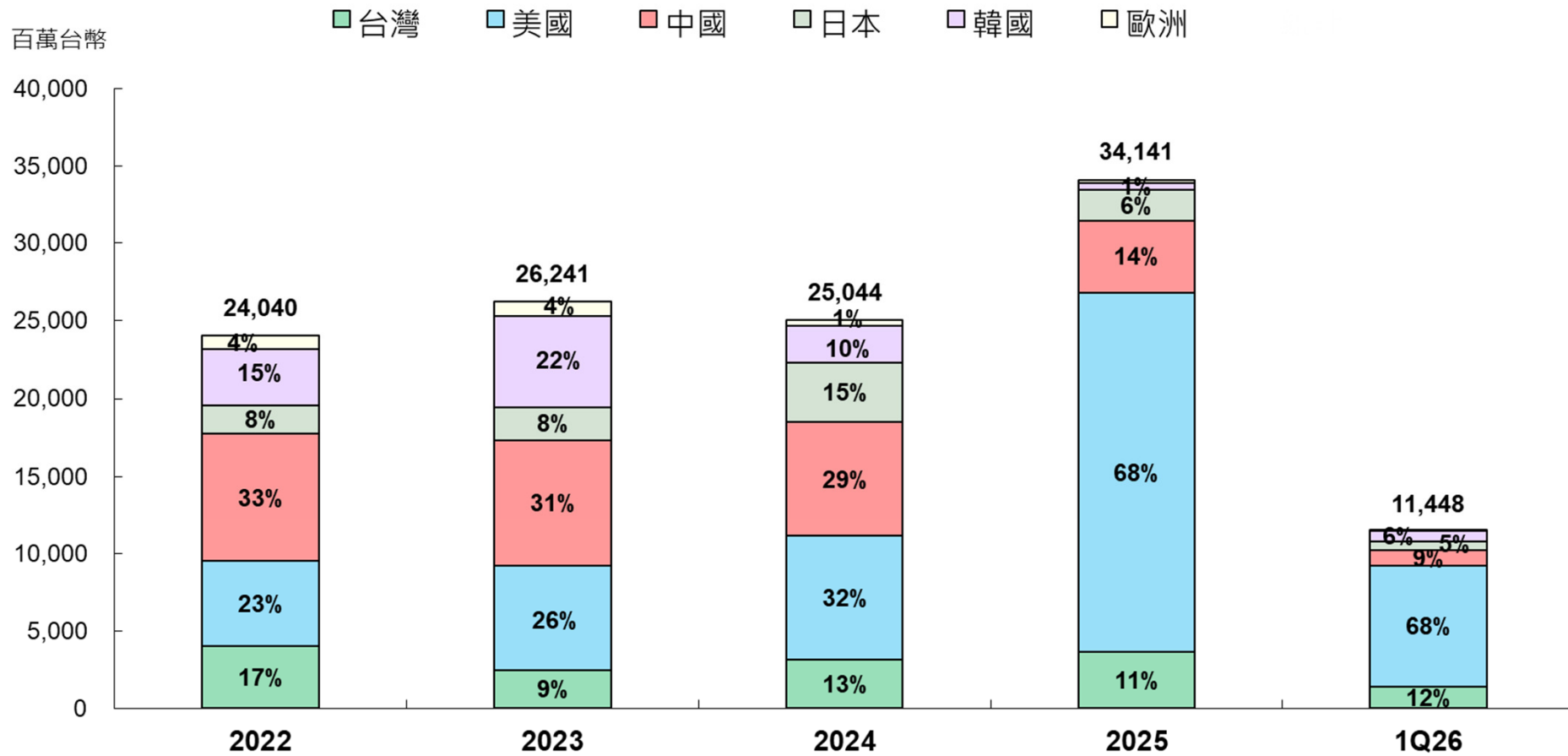


晶圓產品之年營收比重





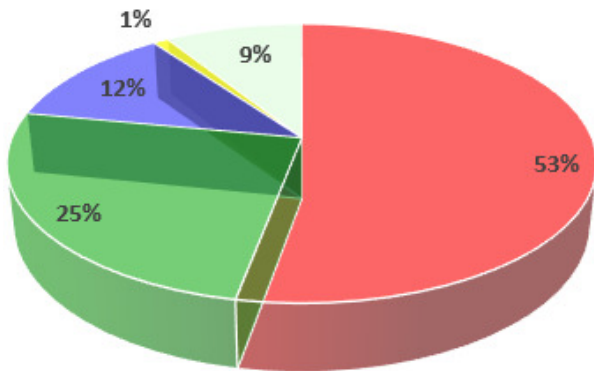
依地區別之年營收比重



依應用別之年營收比重

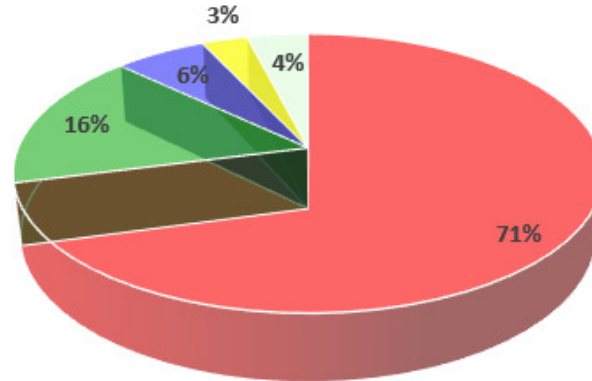
■ 雲端應用 ■ 消費性電子 ■ 物聯網 ■ 車用電子 ■ 其他

2024



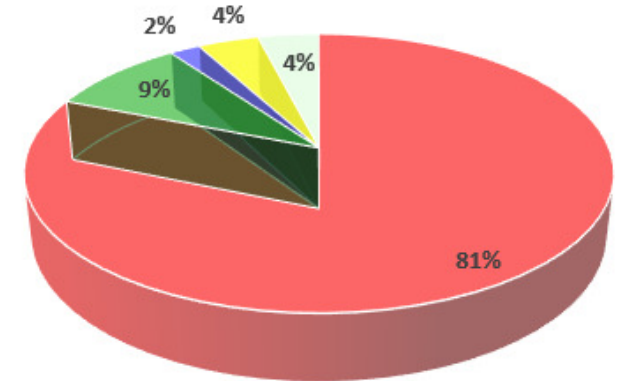
2024 Sales(NT\$M) \$25,044

2025



2025 Sales(NT\$M) \$34,141

1Q26



1Q26 Sales(NT\$M) \$11,448



Presentation Disclaimer

The content may only represent current status and are subject to change without prior notice.





GUC
The Advanced ASIC Leader



Thank You
for your attention