



# GUC

The Advanced ASIC Leader

5G



# 2026 First Quarter Results

## IR Conference

04/30/2026





# **/ Agenda**

- ◆ **1Q26 Financial Results**
- ◆ **Business Update**



## **/ Safe Harbor Notice**

- ◆ **GUC's statements of its current expectations are forward-looking statements subject to significant risks and uncertainties and actual results may differ materially from those contained in the forward-looking statements.**
- ◆ **Except as required by law, we undertake no obligation to update any forward-looking statement, whether as a result of new information, future events, or otherwise.**

# 1Q26 Financial Results



# / 1Q26 Statements of Comprehensive Income

Unit: NT\$M	1Q26	QoQ	4Q25	1Q25	YoY
<b>Revenues</b>	<b>11,448</b>	<b>-8%</b>	<b>12,400</b>	<b>7,024</b>	<b>63%</b>
NRE & IP	1,643	-22%	2,107	1,359	21%
Turnkey	9,805	-5%	10,293	5,665	73%
<b>Gross Margin</b>	<b>3,113</b>	<b>32%</b>	<b>2,361</b>	<b>1,973</b>	<b>58%</b>
%	<b>27.2%</b>		<b>19.0%</b>	<b>28.1%</b>	
SG&A Exp	(276)	23%	(224)	(224)	23%
R&D Exp	(1,013)	15%	(880)	(800)	27%
Bad debts	0		0	146	-100%
<b>Operating Income</b>	<b>1,824</b>	<b>45%</b>	<b>1,257</b>	<b>1,095</b>	<b>67%</b>
%	<b>15.9%</b>		<b>10.1%</b>	<b>15.6%</b>	
<b>Non-Operating Items</b>	<b>101</b>		<b>99</b>	<b>48</b>	
<b>Income Tax</b>	<b>(279)</b>		<b>(196)</b>	<b>(182)</b>	
<b>Net Income</b>	<b>1,646</b>	<b>42%</b>	<b>1,160</b>	<b>961</b>	<b>71%</b>
%	<b>14.4%</b>		<b>9.4%</b>	<b>13.7%</b>	
<b>EPS (NT\$)</b>	<b>12.28</b>	<b>42%</b>	<b>8.65</b>	<b>7.17</b>	<b>71%</b>



# Statements of Comprehensive Income

Unit: NT\$M

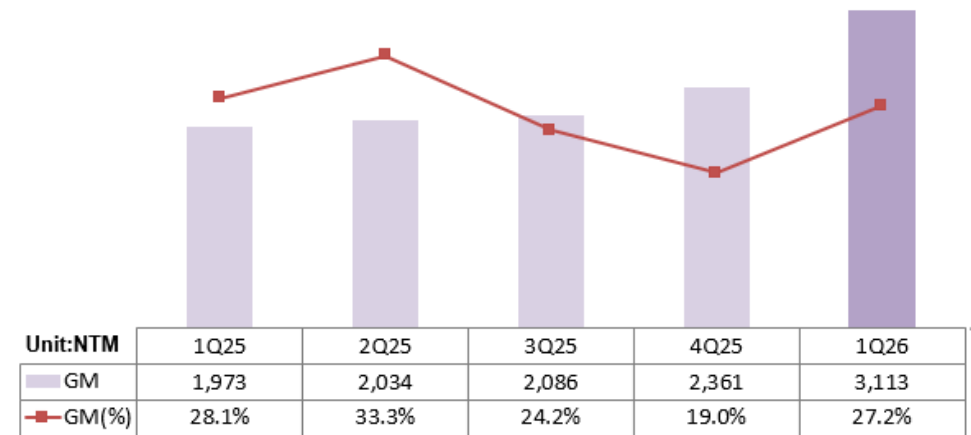
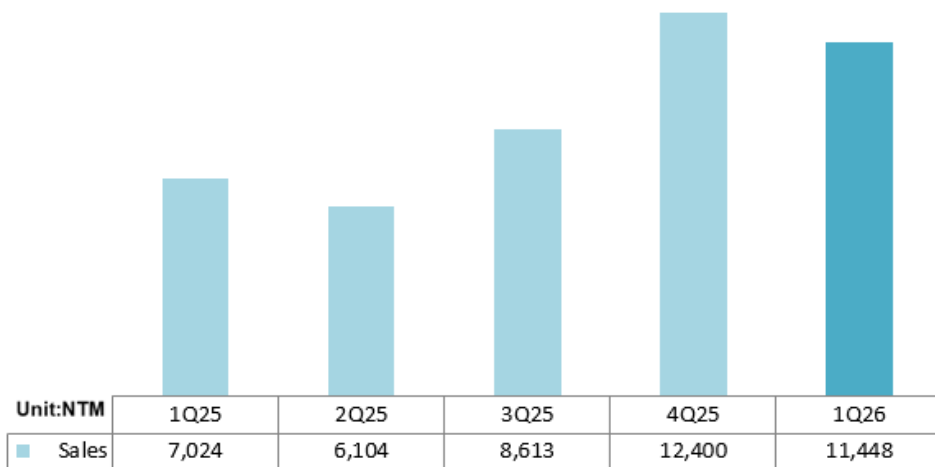

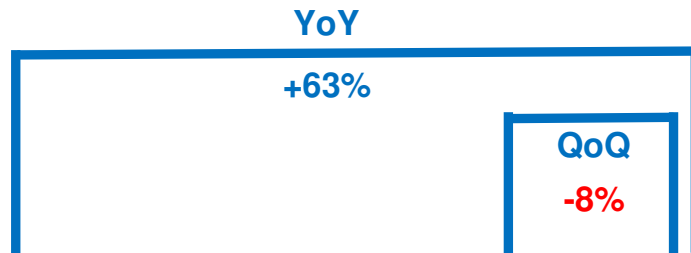
	2023		2024		2025		1Q 2026		1Q 2025		YoY
	Amount	%	Amount	%	Amount	%	Amount	%	Amount	%	
<b>Revenues</b>	<b>26,241</b>	<b>9% *</b>	<b>25,044</b>	<b>-5% *</b>	<b>34,141</b>	<b>36% *</b>	<b>11,448</b>	<b>63% *</b>	<b>7,024</b>	<b>23% *</b>	<b>63%</b>
NRE & IP	7,260	28%	8,883	35%	8,405	25%	1,643	14%	1,359	19%	21%
Turnkey	18,981	72%	16,161	65%	25,736	75%	9,805	86%	5,665	81%	73%
<b>Gross Margin</b>	<b>7,976</b>	<b>30.4%</b>	<b>8,108</b>	<b>32.4%</b>	<b>8,454</b>	<b>24.8%</b>	<b>3,113</b>	<b>27.2%</b>	<b>1,973</b>	<b>28.1%</b>	<b>58%</b>
SG&A Exp	(891)	-3.4%	(1,082)	-4.3%	(774)	-2.3%	(276)	-2.4%	(78)	-1.1%	254%
R&D Exp	(3,116)	-11.9%	(3,223)	-12.9%	(3,330)	-9.8%	(1,013)	-8.9%	(800)	-11.4%	27%
<b>Operating Income</b>	<b>3,969</b>	<b>15.1%</b>	<b>3,803</b>	<b>15.2%</b>	<b>4,350</b>	<b>12.7%</b>	<b>1,824</b>	<b>15.9%</b>	<b>1,095</b>	<b>15.6%</b>	<b>67%</b>
<b>Non-Operating Items</b>	<b>186</b>	<b>0.7%</b>	<b>260</b>	<b>1.0%</b>	<b>93</b>	<b>0.3%</b>	<b>101</b>	<b>0.9%</b>	<b>48</b>	<b>0.7%</b>	<b>110%</b>
<b>Income Tax</b>	<b>(647)</b>	<b>-2.4%</b>	<b>(612)</b>	<b>-2.4%</b>	<b>(673)</b>	<b>-2.0%</b>	<b>(279)</b>	<b>-2.4%</b>	<b>(182)</b>	<b>-2.6%</b>	<b>53%</b>
<b>Net Income</b>	<b>3,508</b>	<b>13.4%</b>	<b>3,451</b>	<b>13.8%</b>	<b>3,770</b>	<b>11.0%</b>	<b>1,646</b>	<b>14.4%</b>	<b>961</b>	<b>13.7%</b>	<b>71%</b>
<b>EPS (NT\$)</b>	<b>26.18</b>		<b>25.75</b>		<b>28.13</b>		<b>12.28</b>		<b>7.17</b>		<b>71%</b>

\*Revenue growth rate YoY

# Business Update



# 1Q26 Revenue & Gross Margin



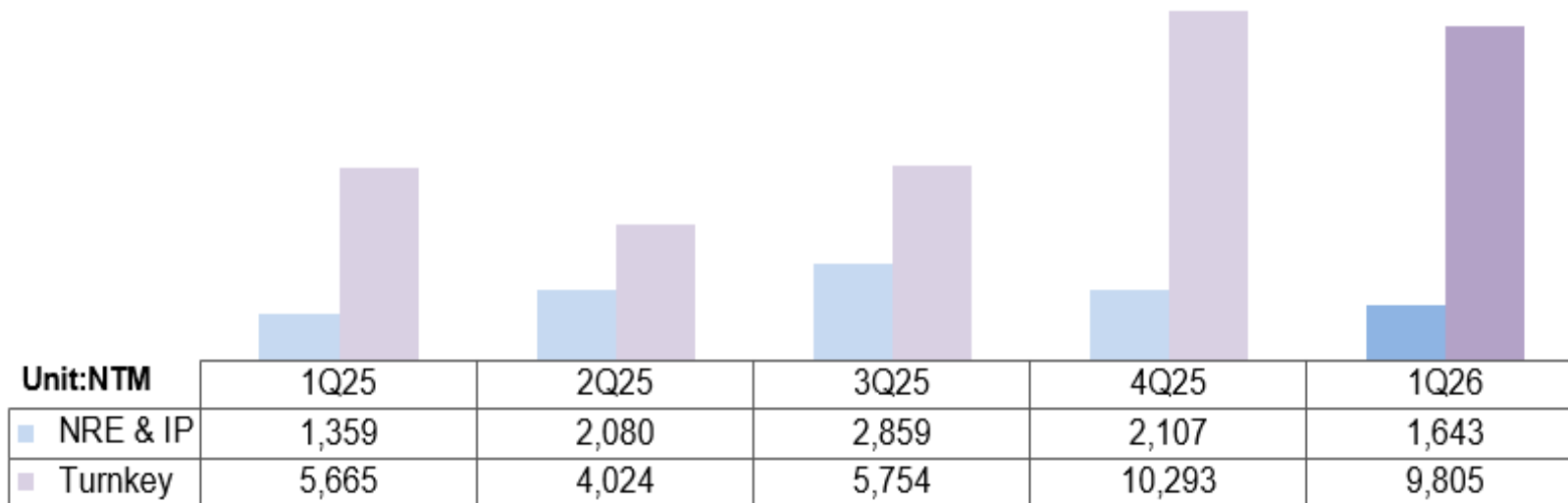


# / 1Q26 Revenue Breakdown

YoY

NRE & IP: +21%  
Turnkey: +73%

QoQ  
NRE & IP: -22%  
Turnkey: -5%



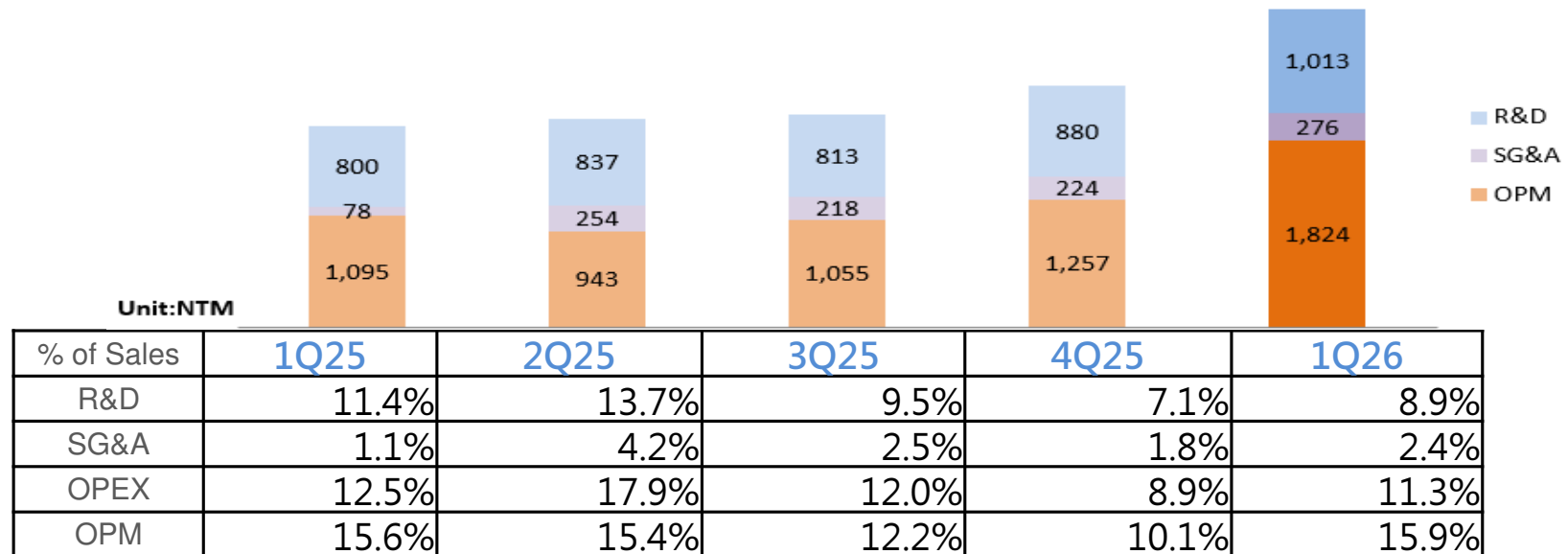


# / 1Q26 OPEX & OPM

YoY

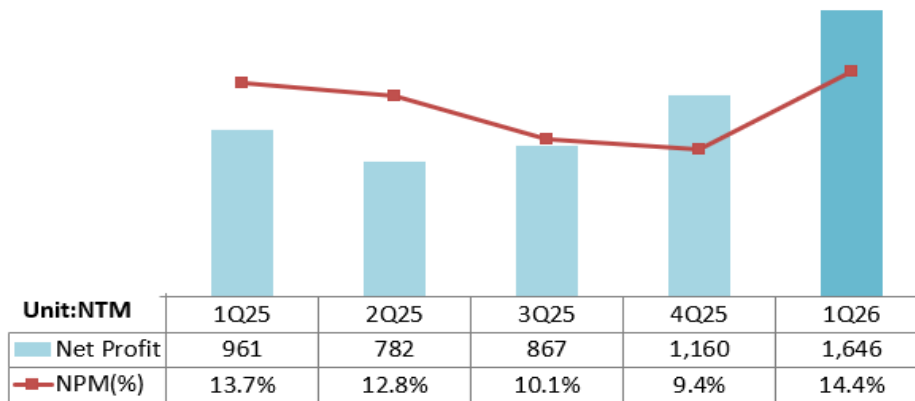
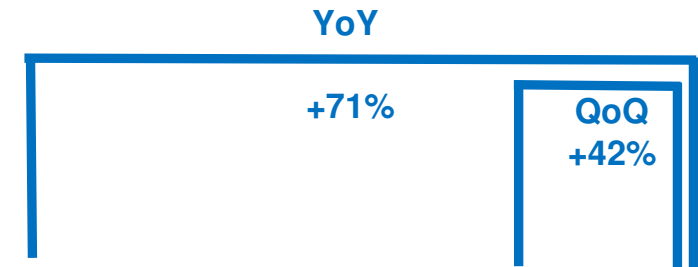
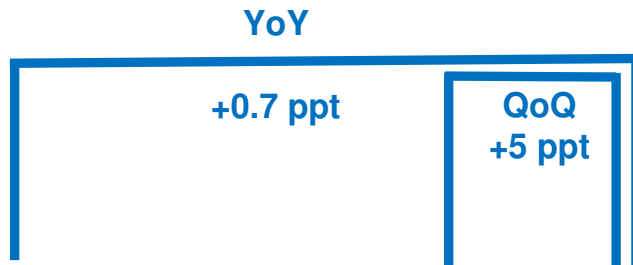
R&D: +27%  
SG&A: +254%  
OPM: +67%

QoQ  
R&D: +15%  
SG&A: +23%  
OPM: +45%



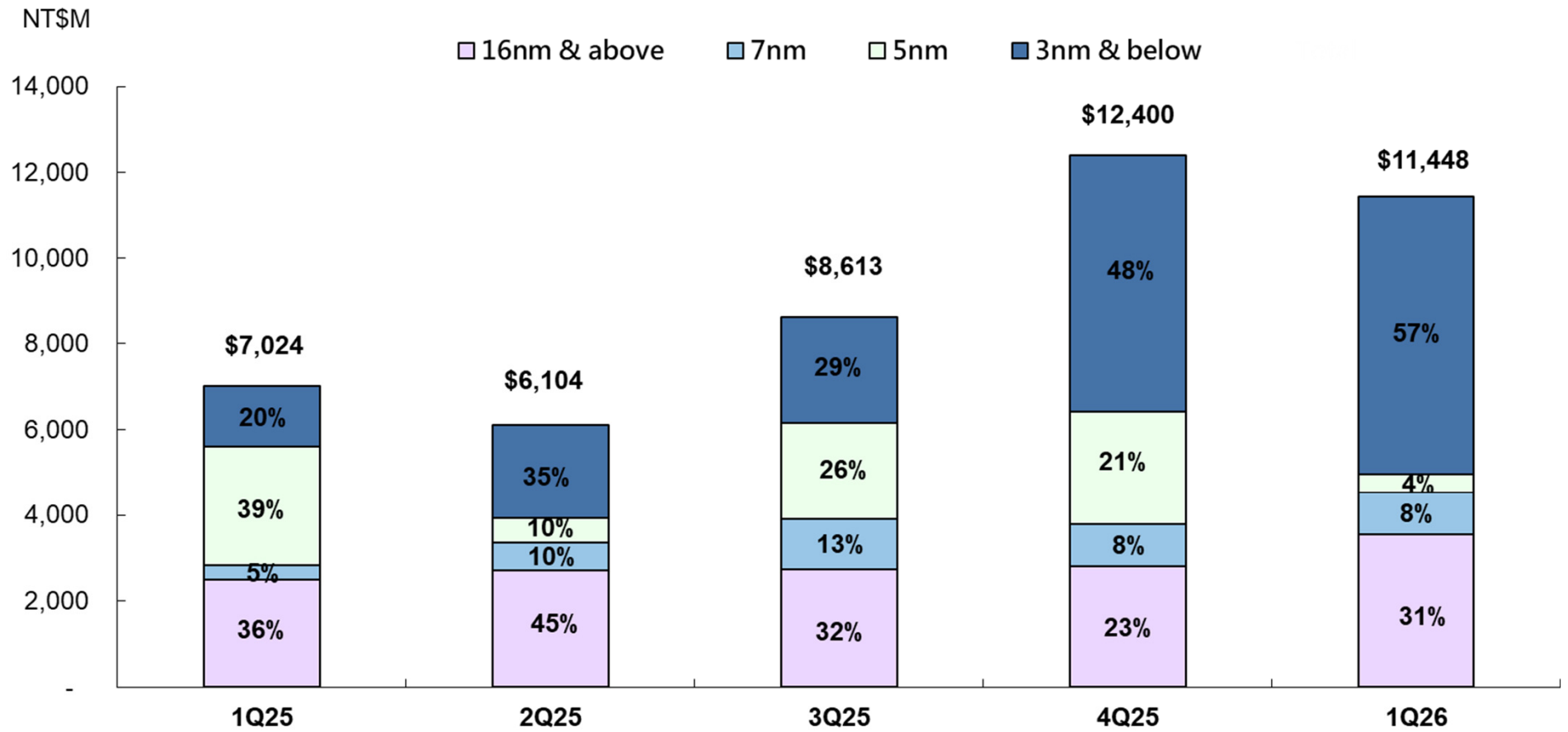
% of Sales	1Q25	2Q25	3Q25	4Q25	1Q26
R&D	11.4%	13.7%	9.5%	7.1%	8.9%
SG&A	1.1%	4.2%	2.5%	1.8%	2.4%
OPEX	12.5%	17.9%	12.0%	8.9%	11.3%
OPM	15.6%	15.4%	12.2%	10.1%	15.9%

# / 1Q26 NPM & EPS



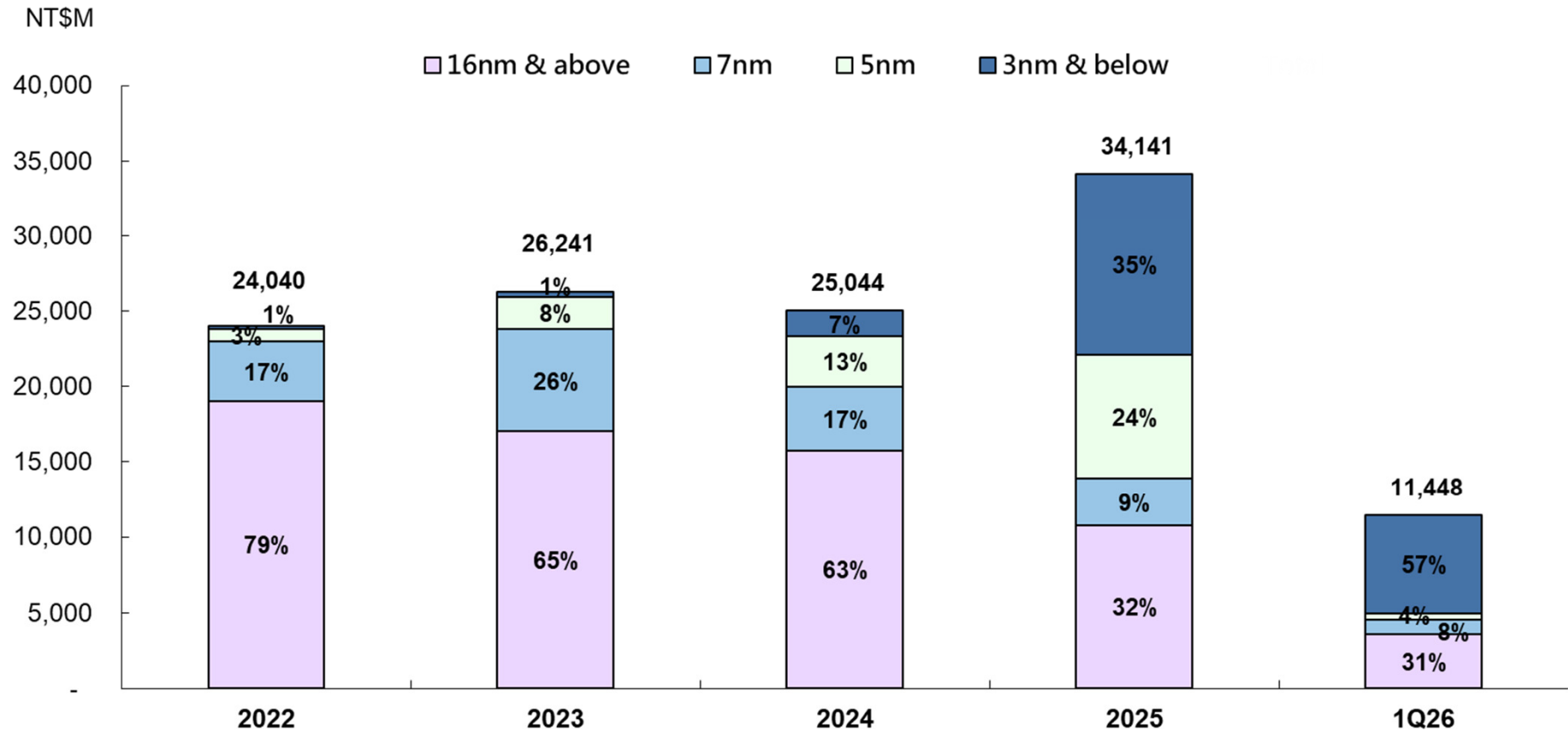


# Quarterly Sales Breakdown by Technology



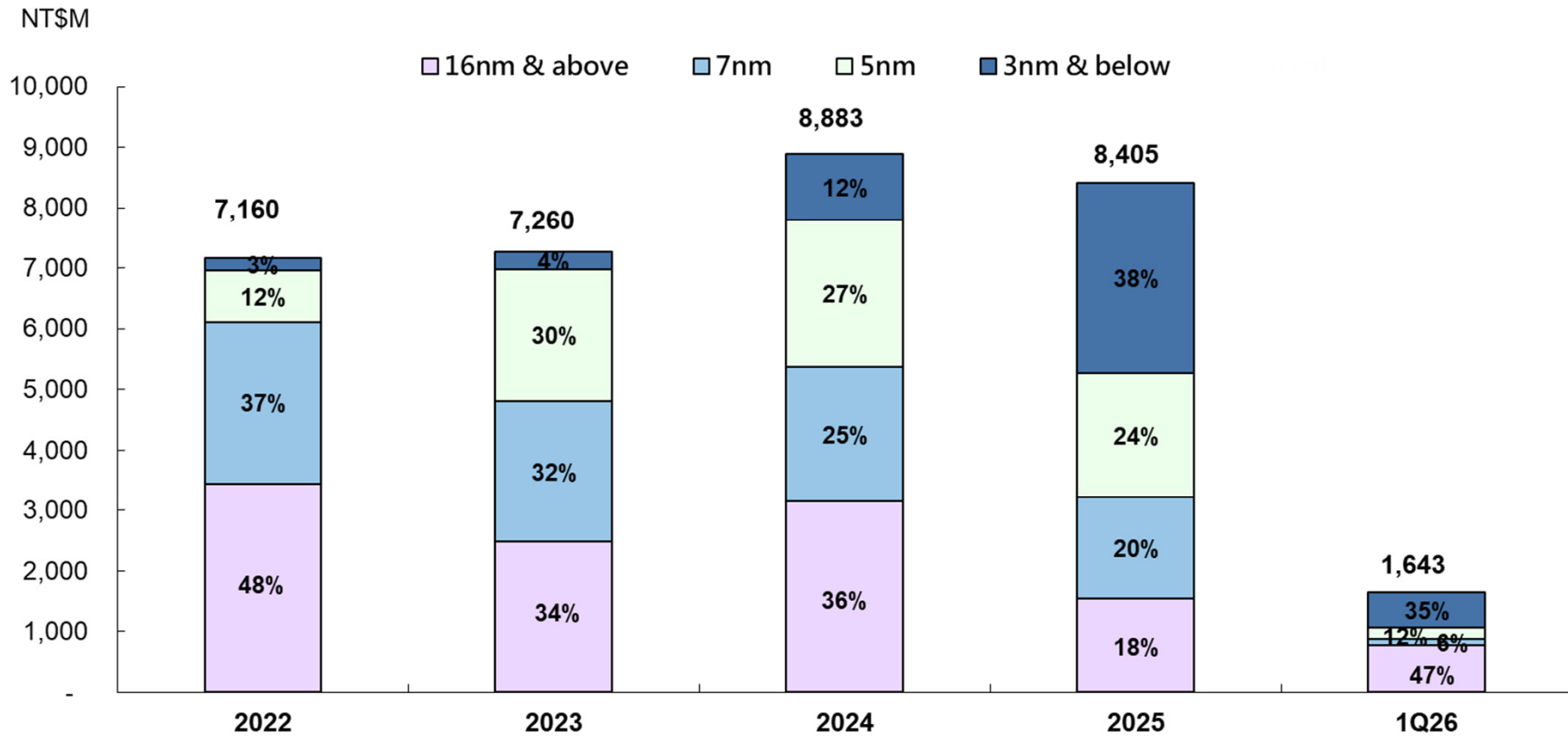


# Annual Sales Breakdown by Technology



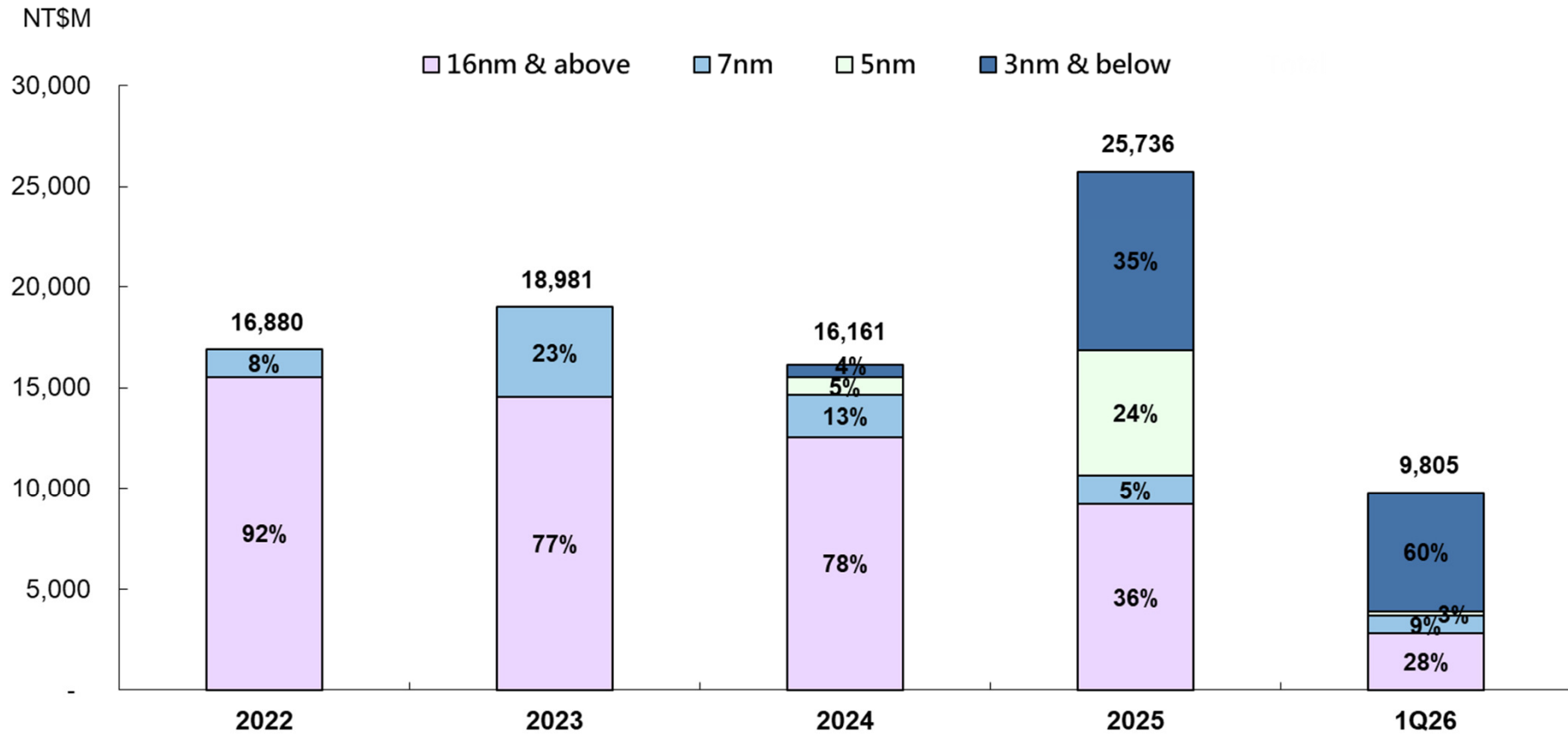


# Annual NRE Breakdown by Technology



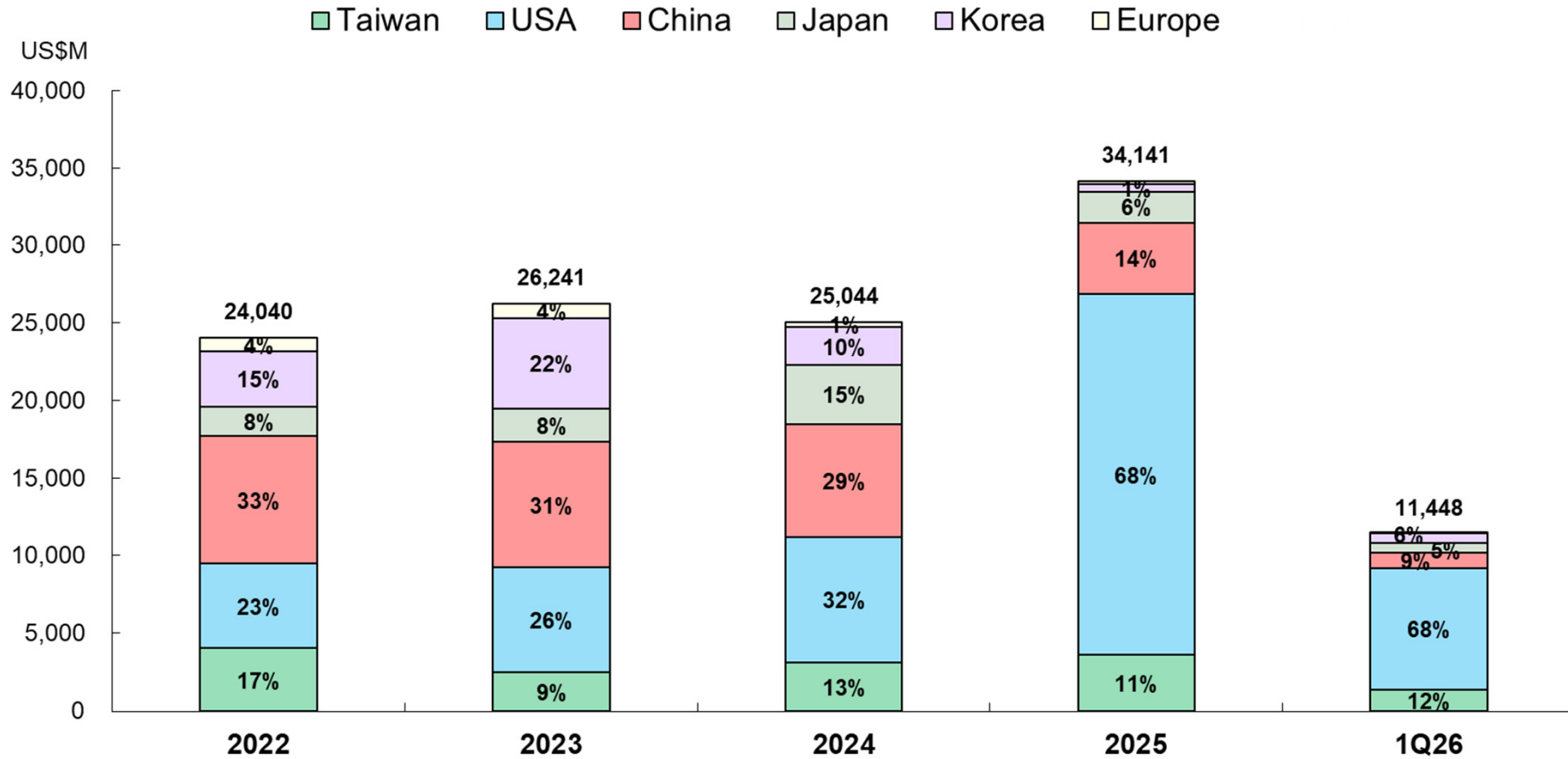


# Annual Turnkey Breakdown by Technology





# Annual Sales Breakdown by Region

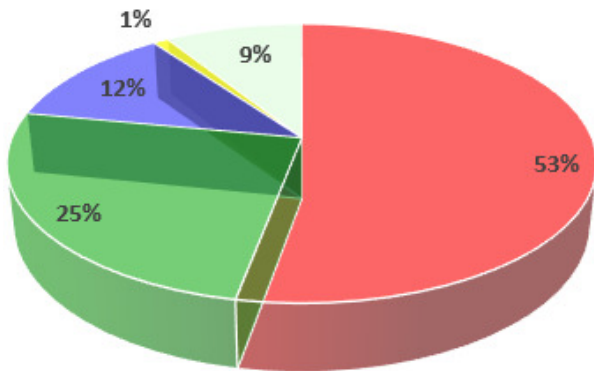




# Annual Sales Breakdown by Application

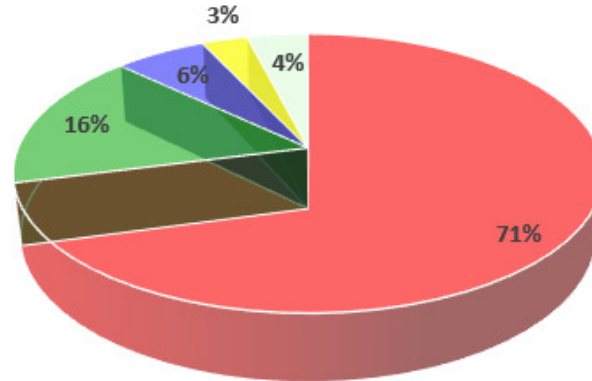
■ Cloud ■ Consumer ■ Edge AI ■ Automotive ■ Others

2024



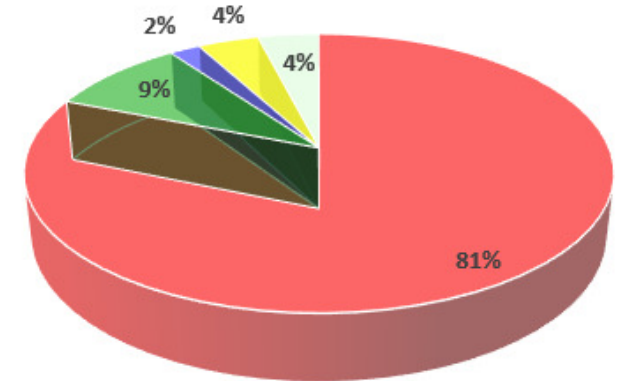
2024 Sales(NT\$M) \$25,044

2025



2025 Sales(NT\$M) \$34,141

1Q26



1Q26 Sales(NT\$M) \$11,448



# Presentation Disclaimer

**The content may only represent current status and are subject to change without prior notice.**





**GUC**  
The Advanced ASIC Leader



**Thank You**  
for your attention